



**NORCO**  
**CANADIAN ENDURO SERIES**

# **2020 RULEBOOK**

# TABLE OF CONTENTS

<b>DESCRIPTION</b>	<b>3</b>
<b>TRAIL TO CANADIAN ENDURO CHAMPION</b>	<b>4</b>
<b>ENTRY TO EVENTS, SERIES STRUCTURE, AND POINTS</b>	<b>5</b>
REGISTERING	5
RACING LICENSE	5
INSURANCE	5
SERIES STRUCTURE AND POINTS	6
NORCO CANADIAN ENDURO SERIES SCHEDULE	6
NORCO CANADIAN ENDURO SERIES ELECTRIC	6
<b>CATEGORIES</b>	<b>7</b>
NORCO CANADIAN ENDURO SERIES	7
NORCO CANADIAN ENDURO SERIES TEAM CATEGORY	7
NORCO CANADIAN ENDURO SERIES 80	7
NORCO CANADIAN ENDURO SERIES ELECTRIC	8
<b>COURSE INFORMATION</b>	<b>8</b>
COURSE MARKING	8
EVENT GRADING	11
<b>TIMING</b>	<b>12</b>
TIMING SYSTEM	12
COURSE FINISH	12
<b>SAFETY &amp; RISK MANAGEMENT</b>	<b>12</b>
GENERAL SAFETY	12
HEAD INJURY/CONCUSSION	13
EMERGENCY ACTION PLAN & FIRST RESPONDERS	13
ENVIRONMENTAL	14
<b>TEAM PITS</b>	<b>15</b>
<b>PRACTICE &amp; TRAINING</b>	<b>15</b>
<b>SHUTTLING</b>	<b>16</b>
<b>SEEDING AND START ORDER</b>	<b>16</b>
<b>EQUIPMENT REQUIREMENTS</b>	<b>16</b>
<b>RESULTS AND POINTS</b>	<b>16</b>
<b>MORE INFORMATION</b>	<b>16</b>
<b>SCHEDULE SUBJECT TO CHANGE</b>	<b>17</b>
<b>VOLUNTEERS</b>	<b>17</b>



**LEGAL**

By participating in this event, you agree that you have read, understood and accept the Release of Liability, Waiver of Claims and Assumption of Risk, presented by BC Enduro Series Inc.  
[A copy of the agreement can be found here.](#)

# 1. DESCRIPTION

- a. The NORCO Canadian Enduro Series (NCES) and Canadian National Enduro Championship® (CNEC), are the preeminent competitive enduro experience in Canada. The NCES and CNEC are meant to challenge a rider's fitness, technical skill, willingness for adventure and the ability to problem-solve throughout the entire event. Riders assume all responsibility for themselves and comprehend the risks associated with racing mountain bikes.
- b. Enduro mountain bike racing is designed to be the definitive test for the mountain biker, with the focus of each event on creating a great atmosphere, community, competition, and adventure for the competitor including the best riding on the best terrain available in the host region.

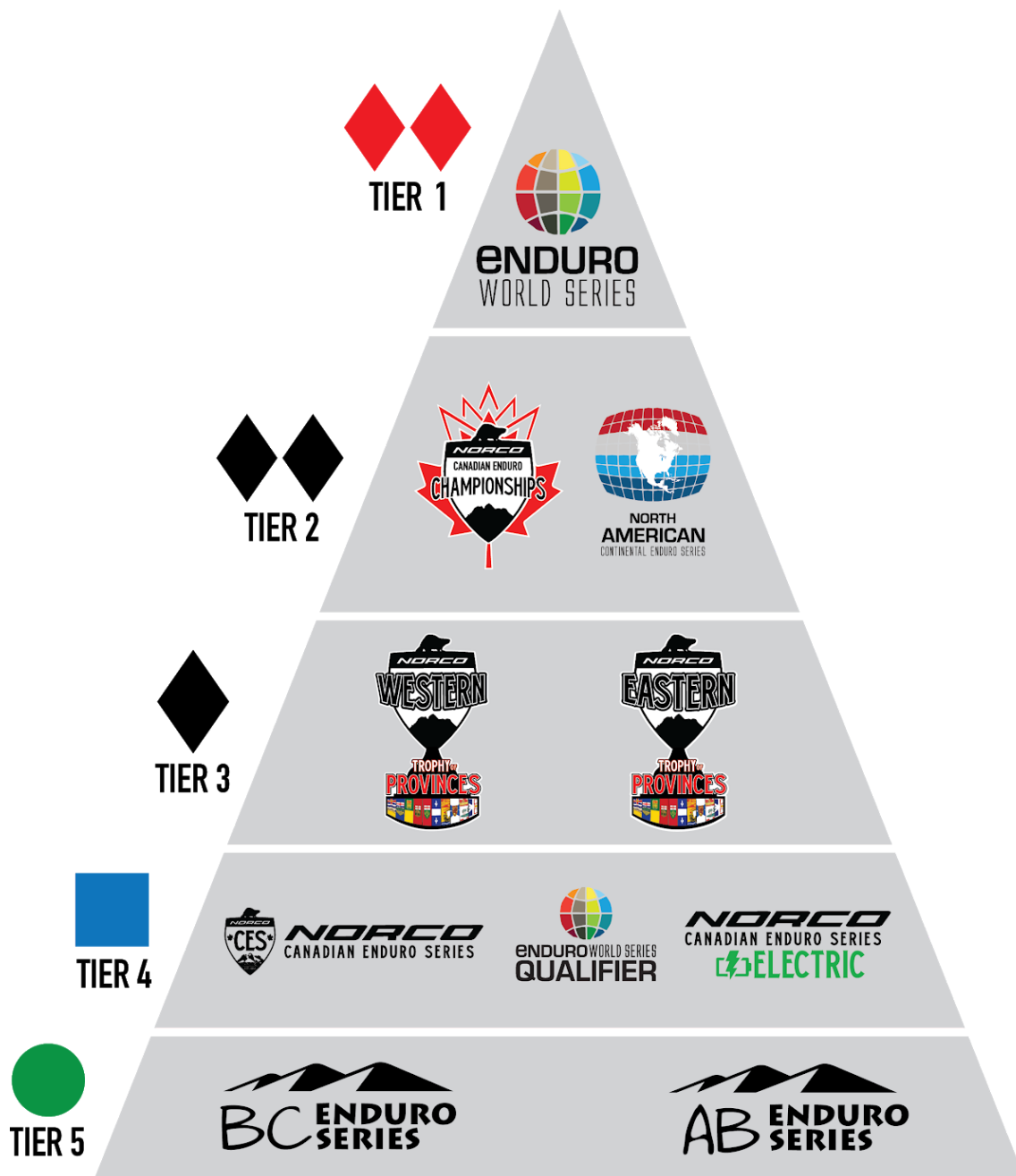
The racing platform detailed below outlines a format that allows riders to compete against each other, starting individually, on special stages that are designed to challenge the rider's technical ability and physical capacity. The NORCO Canadian Enduro Series and Canadian National Enduro Championship®, are the preeminent enduro experiences in Canada.

The following rules aim to define the enduro mountain bike discipline while still allowing space for each event on the Canadian National Enduro Series.

## 2. TRAIL TO CANADIAN ENDURO CHAMPION

The *Trail to Canadian Enduro Champion* starts at the local level with grassroots events. The NORCO Canadian Enduro Series is proud to host events at nearly all levels to foster and develop competition and riders across Canada.

# THE TRAIL TO CANADIAN ENDURO CHAMPION



## 3. ENTRY TO EVENTS, SERIES STRUCTURE, AND POINTS

### a. REGISTERING

- i. These are NOT beginner events. We do not accept beginners. Racers must be fully self-sufficient.
- ii. Riders may enter any event by registering at [www.canadianenduro.com](http://www.canadianenduro.com).
  - 1. Click the link to view registration fees
  - 2. Online registration closes at 12:00 pm two days before the event (for a race occurring on Sunday, registration will close at 12:00 pm on Friday immediately preceding the event).
  - 3. On-site registration is allowed. The cost for EVERY category is \$150 and space is limited for on-site/day-of registration
  - 4. We prefer online registrations
- iii. Entrants must be over the age of 12 as of December 31st of the current year.
- iv. These are NOT beginner events. We do not accept beginners. Racers must be fully self sufficient.

### b. RACING LICENSE

- i. No license is required to enter any of the NCES as a general participant
- ii. If you wish to gain Enduro World Series Qualifier points, you need to register as an EWS Member [HERE](#). This is only applicable for official EWS Qualifier and EWS Continental races
- iii. If you want to be eligible for the National Championship, you'll need to get a UCI License [HERE](#). This is only for pro/elite categories.

### c. INSURANCE

- i. Riders from out-of-province (outside of the province of the event) are encouraged to explore the insurance options and requirements for extra-provincial insurance.
- ii. Riders who are not residents of Canada must provide proof of valid emergency medical and travel insurance that includes mountain biking. You can get adequate coverage from our partners at [Lifestyle Financial Here](#).



## d. SERIES STRUCTURE AND POINTS

- i. All races in the NCES count towards the overall champion
- ii. The Norco Canadian Enduro Championship is a ONE DAY event where the National Enduro Champion is established.
- iii. The NORCO Canadian Enduro Series awards the National Champion and the Overall Champion for all categories
- iv. **POINTS >** Points schedule: 500pts for 1st, down to 1pt for 98th onwards. In the event of a tie, the rider with the best finishes takes precedence.
- v. Round #2 at Sun Peaks Resort and Round #6 at Panorama are a 25% bonus round.
- vi. All rounds count towards the series position.
- vii. There is no minimum of rounds to gain a series position, and no races are mandatory.
- viii. Series points can be found on [Roots and Rain](#) (This link will be updated to be more specific once the URL is created).

## e. NORCO CANADIAN ENDURO SERIES SCHEDULE

- i. The event schedule follows:
  1. Fraser Valley, BC = May 9th, 10th  
EWS Qualifier
  2. Sun Peaks Resort, BC = June 20th, 21st  
EWS North American Continental Series
  3. Sea Otter Canada, Blue Mountain, Ontario = July 4th-5th  
EWS North American Continental Series
  4. Bromont, Quebec = July 11th-12th  
EWS Qualifier
  5. Crowsnest Pass, Alberta = July 11th-12th
  6. Panorama Resort, BC = July 18th-19th
  7. SilverStar Resort, BC = July 25-26th

## f. NORCO CANADIAN ENDURO SERIES ELECTRIC

- i. The event schedule follows:
  1. Sun Peaks Resort, BC = June 20th, 21st  
EWS North American Continental Series
  2. Sea Otter Canada, Blue Mountain, Ontario = July 4th-5th  
EWS North American Continental Series
  3. Panorama Resort, BC = July 18th-19th
  4. SilverStar Resort, BC = July 25-26th



## 4. CATEGORIES

### a. NORCO CANADIAN ENDURO SERIES

- i. Categories are separated by age and sex. We currently segregate based on Male and Female only.
- ii. Categories for Men based on age > Pro Men // Expert Men // 50+ Men // 40+ Men // 30-39 Men // 21-29 Men // U21 Men // U15 Men, with the exception of the Canadian National Enduro Championship®, in which “Elite Men” will replace the “Pro Men” category.
- iii. Categories for Women based on age > Pro Women // Expert Women // Open Women // U21 Women, with the exception of the Canadian National Enduro Championship®, in which “Elite Women” will replace the “Pro-Women” category.
- iv. Your age is determined by your age as of December 31st of the current year.
- v. PRO CATEGORIES > If you have finished 1st place in 3 or more NCES events, you must compete in the PRO categories. Failure to register in the correct class could result in a disqualification.
- vi. Pro categories are self-selected. Any rider can choose to participate in this category, however, the NCES reserves the right to change categories.
- vii. For Enduro World Series Qualifiers and the North American Continental Series, riders seeking to gain qualifier points need to register as an EWS member here:  
<http://portal.enduroworldseries.com/>

### b. NORCO CANADIAN ENDURO SERIES TEAM CATEGORY

- i. **Link to full team racing guidelines can be found [HERE](#)**
- ii. Teams will be composed of 3 riders
- iii. Teams will be divided into 3 separate categories based on sex. There will be an all-male team category, an all-female team category, and a mixed-gender category (that is two males one female OR two females one male.)
  1. TEAM OPEN MEN
  2. TEAM OPEN WOMEN
  3. TEAM MIXED
- iv. Mixed teams, regardless of makeup will race in the same category (no separation between two males, one female OR two females, one male)
- v. There will NOT be separate categories based on combined age.

### c. NORCO CANADIAN ENDURO SERIES 80

- i. **Link to full Norco Canadian Enduro Series 80 can be found [HERE](#)**
- ii. Categories are separated by age and sex. We currently segregate based on Male and Female only.
- iii. Categories for Men based on age > // Masters Men (40+) // Men // U21 Men // U15 Men,
- iv. Categories for Women based on age > // Masters Women (35+) // Open Women // U21 Women
- v. Your age is determined by your age as of December 31st of the current year.



- vi. NCES 80 riders are NOT eligible to gain Enduro World Series global ranking points.

## d. NORCO CANADIAN ENDURO SERIES ELECTRIC

- i. **Link to full Norco Canadian Enduro Series Electric guidelines can be found [HERE](#)**
- ii. Categories will be separated by sex. We currently segregate based on Male and Female only.
- iii. Categories for Men based on age> Pro Men E // 40+ Men E // Open Men E // U21 Men E.
- iv. Categories for Women based on age > Pro Women E// Open Women E //
- v. Your age is determined by your age as of December 31st of the current year.
- vi. Pro categories are self-selected. Any rider can choose to participate in this category, however, the NCES reserves the right to change categories.

## 5. COURSE INFORMATION

- i. All riders must attend the Rider Briefing which is typically 10-15 minutes before your stage departure time.
- ii. Courses are released here: <https://www.trailforks.com/profile/canadianenduro/>
- iii. Courses are released at our discretion, typically the Friday or Saturday before
- iv. Blind Stages are sometimes utilized to manage overuse -please abide, and do not ride where/when you are not permitted.
- v. Course releases are always posted to social media > do not email and ask for course information

### a. COURSE MARKING

### COURSE TAPE


- We operate on a “less is more” basis and don't overuse tape
- Tape is used to help make intersections clear and to give riders the occasional reminder that they are on the trail.
- If a route is obvious (eg an access road for climbing), we will use minimal tape.





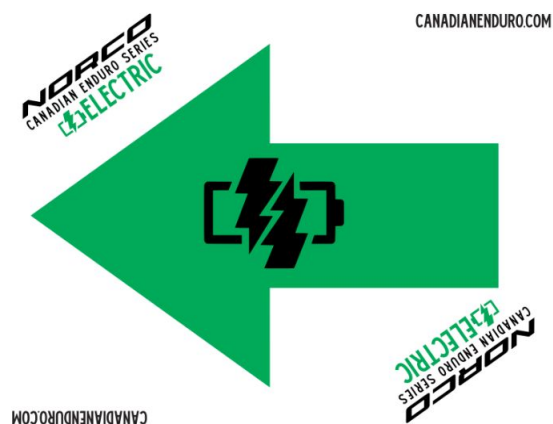
## ARROWS

- These will indicate a direction and will typically be on or near the ground
- These will be on the outside of corners or in the middle of intersections



## E-BIKE SPECIFIC ARROWS

- These arrows are ONLY for participants in the E-Bike category
- These will indicate a direction and will typically be on or near the ground
- These will be on the outside of corners or in the middle of intersections
- These arrows will generally be used for technical positive grade stages but will also be used for any deviation from the main route that is specific to the e-bike race



## CAUTION SIGNS

- These are our most high-level notification signs, used when the consequence is REAL



## SLOW SIGNS

- These let people know that there is a potential danger and to slow-down.



## START/FINISH SIGNS

- These will be put at the start or finish of every timed stage.
- Start signs will be at the end of the taped corral, finish signs will be at the beginning. You can see the video [HERE](#) that explains the start/finish set up.



1. High-visibility tape may be used to identify the course, this tape may be crossing out a feature, used as directional tape, marking tight corners on the timed stages (for example, at a switchback), or identifying a hazard. It is the rider's responsibility to ensure they NEVER cross through, over, under, or into the tape.

### vi. Course Cutting & Cheat Lines

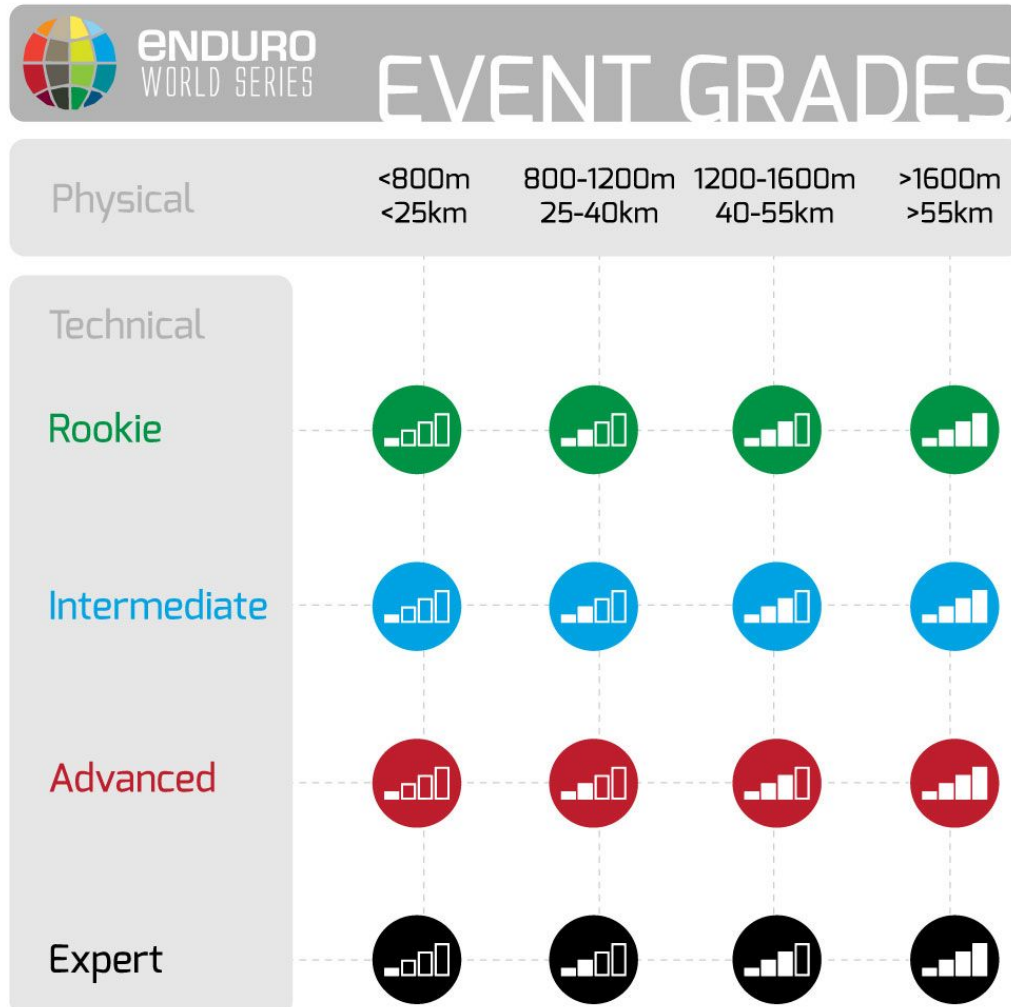
1. Courses in some areas are marked with flagging tape. Deviating outside of the man trail tread width more than 2' on either side is considering course cutting. Racers found cutting the course or creating cheat lines will be publicly humiliated, and in severe cases, we will call your mother/father/guardian to report you.

**Please respect the trails- the majority are built by volunteers, and as such, creating braiding/alternate lines may help your time, but take away from the trails.**

2. It is each rider's individual responsibility to study the course map and understand the race route before participating in a race.

## b. EVENT GRADING

- i. For 2020 we have adopted the event grading guidelines published by the Enduro World Series Organization.
- ii. All NORCO Canadian Enduro Series events will be graded on the following two-part scale:



- iii. Colours represent the technical nature of the trails, bars represent the physicality of the day.
- iv. For an in-depth breakdown and examples click [HERE](#)

## 6. TIMING

### a. TIMING SYSTEM

- i. We do NOT use stage start times.
- ii. Stage restarts are forbidden.
- iii. Our timing system tracks you as you move through the start and finish zones. Once you are within the field, your time will be recorded. Do not enter a start or finish zone unless you are racing that segment. Stay 2 meters back from the start zone prior to starting the stage.
- iv. All competitors will wear a timing band. The timing is to be worn on the RIGHT-HAND WRIST.
- v. The timing band must be returned to the registration tent as soon as the rider finishes the last stage.
- vi. All data will remain the right of the Norco Canadian Enduro Series and the BC Enduro Series Inc.
- vii. Riders will be charged for any timing band units not returned within 3 hours of completion of the last stage.
- viii. Timing bands returned after 4:00 pm on race day are not eligible for results.
- ix. For details on how the system works, check out the following videos:
  1. [Chip Placement](#);
  2. [How the system works](#); and
  3. [Start and Finish Corrals](#).

- b. Results will be available at <https://zone4.ca/results>.

### c. COURSE FINISH

- i. All courses close at 3:00 pm. Riders are allowed to finish their stage, but not start a new stage.

## 7. SAFETY & RISK MANAGEMENT

### a. GENERAL SAFETY

- i. RIDER DOWN
  1. If a rider encounters another rider on course, a verbal response is necessary before continuing. If no response between the riders is given, the rider must stop and assess the situation.

If the rider not responding is injured please call 911 if it is life-threatening, or notify the closest marshal. If you begin life-saving first-aid, send the next rider down to the marshal.



A rider who does not stop for an unresponsive rider will be banned from the series.

Riders who help injured riders (must be removed from race injury) will be given the opportunity to repeat the stage or to take an average of their other stage finishes.

ii. **HELMETS**

1. All competitors must wear a helmet purchased/manufactured within the last three years. Random inspections are done. If a helmet does not meet this stipulation the rider will not be allowed to compete.
2. Riders must wear an approved helmet for mountain biking.
3. All races have Mandatory Full Face helmets for all competitors. It is the competitor's responsibility to know this information.
4. Helmets with removable chin bars are acceptable
5. Helmets must be worn at all times while riding.

iii. **RECOMMENDED GEAR LIST:**

- Suitable backpack
- Waterproof jacket
- Emergency blanket
- Sun Protection
- Spare tubes/ puncture repair kit
- Multi-tool
- First aid kit
- Trailforks Map
- Extra Food and fluids
- Eye protection (glasses or goggles)
- Emergency contact information

## **b. HEAD INJURY/CONCUSSION**

- i. A rider who has a positive mechanism for a head injury will be assessed by a first-responder of the race. If the first-responder deems the rider unfit, the rider will be removed from the course and forbidden to ride in the event for that day. If another event is scheduled within 10 days, the rider must submit a doctor's note confirming that they are ready to participate in mountain biking again.
- ii. When a first-responder deems a rider is unfit to continue, that rider must submit their number plate to the first-responder without question.

## **c. EMERGENCY ACTION PLAN & FIRST RESPONDERS**

- i. See any course marshal for a copy of the Emergency Action Plan
- ii. Our events have a minimum of one First Responder per stage. This is on top of general first-aid attendants throughout the course.



## d. ENVIRONMENTAL

- i. Rider's CANNOT intentionally drop anything (e.g. food wrappers, used inner tubes, broken equipment, etc) outside of a publically available trash can. Any rider deemed to be abusing the environment will be penalised. Riders must always aim to leave nothing on course.
- ii. **INVASIVE SPECIES**  
Riders are asked to wash their bikes before leaving their hometown and to ensure that at the end of every training day their bikes are washed thoroughly.

In addition, please avoid riding off-trail. We ask that you highly consider this whenever you ride your bike.

For more information: <https://www.ekisc.com/>

- iii. Enduro mountain bike racing allows us to ride into remote, backcountry areas of natural beauty. It is of the utmost importance that all racers respect their environment and consider the impact they leave behind for the local riding community. The below rules have been put in place to protect our trails and our riding environments.
  - No disposable goggle tear offs are allowed to be used.
  - The disposal of food packaging on the trail is strictly prohibited.
  - The Norco Canadian Enduro Series reserves the right to penalize any rider whose actions are deemed to seriously damage the local environment.
  - Riders must not store food and drinks or clothing and equipment on the trail (Food/Gear Stashes)
  - Packaging left behind and uncontrolled food supplies may have a serious impact on local wildlife and the local environment. Any rider found to be hiding or retrieving supplies from unofficial feed / tech stations will be penalised.
  - Riders must not store or drop clothing or equipment on the trail (Kit Stashes) during Official Training or racing. All riders must remain self-sufficient and carry off the mountain that they carry onto it.

During all events, medical staff may collect preliminary rider injury and illness data in order to monitor the magnitude of issues that occur. As part of a rider's participation, this will include a rider's medical data should any rider sustain an injury (or illness) during an event.

No rider will be identifiable at any stage during any collection of this data and any data collected on a rider will be anonymized and kept strictly confidential at all times. The information gathered may be used by the NCES to help guide and direct future rider health and injury/illness prevention initiatives. A rider does not need to do anything as part of this data collection.



## 8. TEAM PITS

- a. **Link to full Team Pit and Vendor Guidelines [HERE](#)**
- b. For 2020 we will be offering the opportunity to have privateer or team pits within, or very close to our vendor area. Privateer and factory team pits will be offered at a price per tier baizes.
  - i. Privateer Pits: This is aimed for privateers racing in age categories that are looking for a central place to hang out, work on their bike, or have a place to sit during or after the race. The pricing for this tier is \$10.00 CAD per person that occupies the 10 x 10 tent footprint per per event. Privateers are required to bring their own tent.
  - ii. Pro Pits: This is aimed for racers mainly in the pro category; These racers are also looking for similar benefits to the privateer pits, i.e a central place to hang out, work on their bike, or have a place to sit during or after the race. But in addition to this, a Pro level pit can display banners from their individual sponsors within their 10 x 10 footprint. The pricing for this tier pit set up is \$125.00 per set-up per event (10x10 pit with a banner display within tent walls)
  - iii. Factory Team Pits: This level pit is aimed at teams with 5 or more factory level riders who are looking for the utmost support and brand recognition. Factory level pits will be able to exceed the normal 10 x 10 sizing requirement within reason and subject to the race director as well as have a place for their mechanics, a central place to hang out, work on their bike, or have a place to sit during or after the race. The price for this pit set up is \$250.00 per team per event
- c. Any inquiries about logistics or payment can be made to [ted@bcenduro.com](mailto:ted@bcenduro.com) cc [admin@bcenduro.com](mailto:admin@bcenduro.com) with the subject line 'Team Pits for \_\_\_\_ event'

## 9. PRACTICE & TRAINING

- a. Trail Impacts
  - i. Racers are asked to limit their training runs to one or two laps of a trail where possible.
  - ii. Racers are asked during practice to stay on the established trail tread.
- b. For the Fraser Valley event, shuttling will be closed from Thursday to Sunday to all racers.
- c. Sun Peaks Event - the resort is closed to the public until Friday, June 19th, 2020. Riders are NOT permitted to ride in the resort until it is open to the public
- d. Crowsnest Pass, AB - official practice will commence on Friday of the event weekend.
- e. Sea Otter Canada - official practice will commence on Saturday of the event. Racers are advised that the course is not fully marked until Saturday afternoon, as the trails are open to the public until the timed event starts.  
Please do not ride on closed trails, even if the trail has course markings. Closed trails are signified closed by either rope across the trail entrance or signage. If a trail is marked closed at any time, please abide by this closure - you are putting people in danger by riding closed trails.
- f. Panorama Resort - Practice of the alpine stages are closed until Friday and Saturday of the event weekend. Riders are only permitted to use the alpine stages while the Champagne chairlift is in full operation - this is in order to ensure adequate first-response is in place
- g. SilverStar Resort - see racebook.



## 10. SHUTTTLING

- a. PRACTICE > participants shuttling in practice/training must follow all rules of the road.
- b. Shuttles not part of the event are not the responsibility of the race organizer. Riders assume all risk.
- c. For the Fraser Valley event, shuttling will be closed from Thursday to Sunday to all racers.

## 11. SEEDING AND START ORDER

- a. Riders at the stage start can seed themselves. The order is usually Fastest to Slowest.
- b. Riders MUST depart the registration at their dictated DEPARTURE time (this is found in the Notice of Race and schedule for each event)
- c. We do NOT use or allocate stage start times.
- d. Riders are released at stage starts every 30 seconds (30s intervals)
- e. Courses close at 3:00 pm

## 12. EQUIPMENT REQUIREMENTS

- a. Modern enduro bike with front suspension.
- b. **Full-Face Helmet. Helmets with removable chin bars are accepted.**
  - i. Helmets must be purchased/manufactured within the last three years. Random inspections are done. If a helmet does not meet this stipulation the rider will not be allowed to compete.
  - ii. Riders must wear an approved helmet for mountain biking.
  - iii. All races have Mandatory Full Face helmets for all competitors. It is the competitors responsibility to know this information.
  - iv. Helmets must be worn at all times while riding.
- c. Two functioning hydraulic disk brakes.
- d. Riders must complete the race on the same frame they started with.
- e. Outside assistance is not permitted unless approved by the race director

## 13. RESULTS AND POINTS

- a. Results are published at 4:30 pm. There is a 20 minute discrepancy period. After 5:00 pm all results are considered final. Live results will be available on <http://www.zone4.ca/results> and following the race at <https://www.canadianenduro.com/results>
- b. Series points can be found on [Roots and Rain](#) (This link will be updated to be more specific once the URL is created).

## 14. MORE INFORMATION

- a. Please visit our website: [www.canadianenduro.com](http://www.canadianenduro.com)
- b. Frequently Asked Questions: <https://www.canadianenduro.com/faq>



## 15. SCHEDULE SUBJECT TO CHANGE

- a. Schedules may change at any time for a number of reasons. Please refer to the Event Brief which will contain the most up to date information.

## 16. VOLUNTEERS

- a. Our events are run with the assistance of volunteers. Our volunteers are not responsible for event delivery.
- b. Riders are not permitted to make any verbal requests, complaints, derogatory, insensitive or crude remarks to volunteers at any time. Failure to abide by this stipulation will result in a lifetime ban from our events.
- c. If you have a complaint or concern, please speak with NCES staff directly.

The Event Brief can be found on all the individual event pages on our website. The information in the Facebook trumps any information present here.

